

ELECTRONIC HYGROSTAT

DCF 010 | 01012.0-21



Electronic hygrostat with integrated switch module for controlling DC devices in enclosures and housings. Designed as a normally open contact (NO), it switches all common loads in enclosure applications: Fans, coolers, signal transmitters.

- Internal switch module with high DC switching capacity
- Relative humidity adjustable
- Secondary switch function: fixed temperature 5 °C
- Small hysteresis
- External sensor

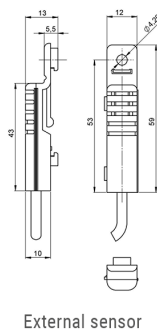
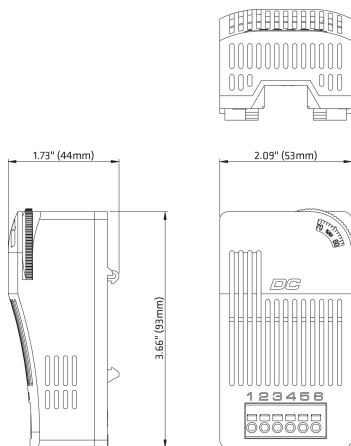


OVERVIEW TECHNICAL DATA

Device type	Hygrostat; DC applications
Setting range	40 % rF - 90 % rF
Contact type	MOSFET
Protection type	IP20
Operating display	LED
External sensor	Cable 2 m with snap-in male connector
Casing	Plastic to UL94 V-0, light gray
AC/DC	DC
Operating voltage	20 V - 56 V
Inrush current	24 A
Inrush current duration	10 s
Power consumption	1 W
Switching capacity	13 A (DC)
Switching current ohmic	13 A
Reference voltage ohmic	20...56 VDC
Reaction time	5 s
Service life	>100000 cycles
Setting range 2	41 °F
Switch-on temperature	41 °F
Switching differential	4 % rF
Switching differential tolerance	± 1 % rF
Operating temperature	-40 °F - 122 °F
Operating humidity	≤90 % rF
Storage humidity	≤90 % rF
Storage temperature	-40 °F - 176 °F

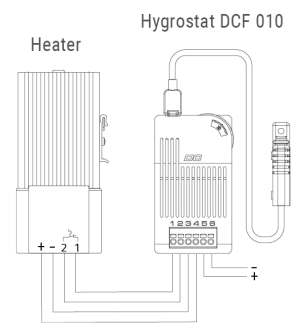
Connection	6-pole clamp: stranded wire 1.5 mm ² (AWG 16); max. 2.5 mm ² (AWG 12)
Design	Normally open (NO)
Mounting	Clip for 35 mm DIN rail, EN 60715
Height	3.7 in
Width	2.1 in
Depth	1.7 in
Weight	4.2 oz
Note	Secondary switch function: Versions with a secondary switch function can also react to temperature and thus offer even greater contactor protection for the electronics. Switching differential: 3K (+1K tolerance) at +25 °C (+77 °F), 50% RH. Wire end ferrules must be used for connections with stranded wires.

TECHNICAL DRAWINGS



External sensor

Connection example



Connection diagram

