

THERMOSTAT SWITCH (NC)

KTO 111 | 11100.9-01



The mechanical NC thermostat opens when the temperature rises and is used to control heaters or to switch signal transmitters when the temperature undershoots. The use of push-in terminals prevents the supply lines from coming loose.

- Fixed supply lines thanks to push-in terminals
- Time saving thanks to tool-free connection
- Large adjustment wheel enables convenient adjustability
- Optimized air inlets
- Can be used at altitudes of up to 5000 meters

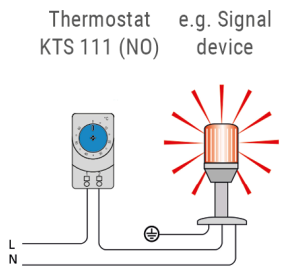
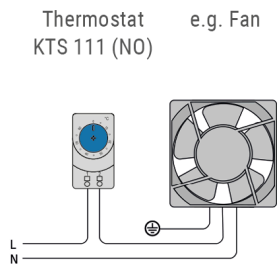
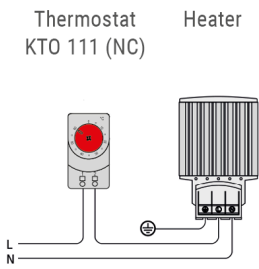
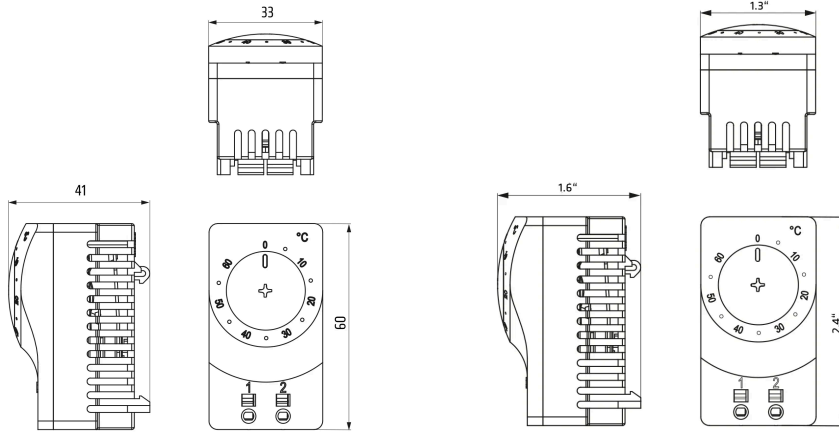


OVERVIEW TECHNICAL DATA

Device type	Thermostats
Setting range	14 °F - 122 °F
Contact type	Snap-action contact
Sensor	Thermostatic bimetal
Protection type	IP20
Casing	Plastic to UL94 V-0, light grey
AC/DC	AC;DC
Inrush current	16 A
Inrush current duration	10 s
Switching capacity	AC 250 V: 10 (2) A; AC 120 V: 15 (2) A; DC 24-72 V: 30 W
Switching current ohmic	10 A
Reference voltage ohmic	250 VAC
Reference voltage 2 ohmic	120 VAC
Switching current inductive	2 A
Reference voltage inductive maximum	250 VAC
Reference voltage 2	120 VAC
Switching current dc ohmic	1 A
Reference voltage dc ohmic	30 VDC
Minimal switching capacity	0.48 W
Reference voltage	24 V
Switching current	20 mA
Service life	>100000 cycles
Switching differential	7 K

Switching differential tolerance	± 4 K
Operating temperature	-49 °F - 176 °F
Operating humidity	≤90 % rF
Storage humidity	≤90 % rF
Storage temperature	-49 °F - 176 °F
Connection	2 push-in terminals Rigid wire cable 2.5 mm ² (AWG 14) Stranded wire 1.5 mm ² (AWG 16)
Design	Normally closed (NC)
Mounting	Clip for 35 mm DIN rail, EN 60715
Height	2.4 in
Width	1.3 in
Depth	1.6 in
Weight	1.4 oz
Note	Overvoltage category: II: up to 5000 m; III: up to 2000 m.;The controller's contact system is exposed to the effects of the environment, which can change the contact resistance. This can lead to a voltage drop and/or self-heating of the contacts. Stripped length of rigid wire cable: 8 to 12 mm. Wire end ferrules (square or trapezoidal crimped) must be used for connections with stranded wires. Length of wire end ferrule: 8 mm or 12 mm. The height of the current has an influence on the tolerance accuracy, values specified: Switching resistive load (switching inductive load).
CCC	CQC

TECHNICAL DRAWINGS



Connection examples

